



GUIDE FOR SIGNING YOUR CHILDREN UP FOR THE KIDS' CLUB & POOL

With our app, you can:

- register and check-in for classes, a spot at the pool, or for the Kids' Club
- store your barcode to scan at check-in
- stay up to date on what is happening in the club
- track and redeem Merritt Rewards points
- and much more!



Download
the Merritt
Clubs app
today!

When you sign-up in the app, please remember to use the same email you have on your Merritt membership account.

ADDING CHILDREN TO YOUR ACCOUNT

Step 1: Log on to the [Merritt Clubs App](#) on your desktop.

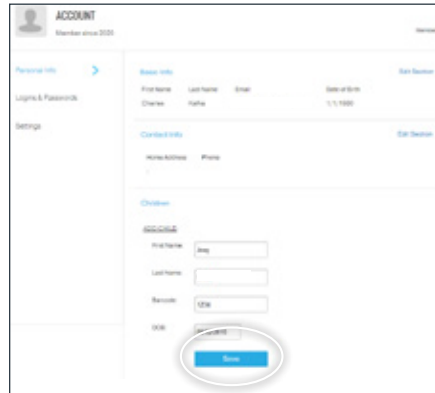
Step 2: Select "My Account" from the menu bar.



Step 3: Select "Add Child."


Name	Barcode	DOB	Edit	Remove
Bobby	5678	6/15/2011	Edit	Remove
Joey	1234	6/2/2010	Edit	Remove
ADD CHILD				

Step 4: When you add your child(ren), fill in their name, date of birth, and barcode number.




Step 5: Once you fill out the form, click "save."

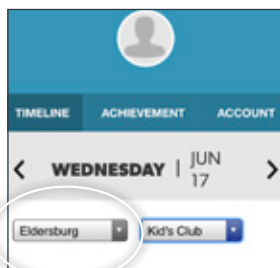
RESERVING AN OUTDOOR POOL OR KIDS' CLUB SPOT



Step 1: Open your Merritt Clubs app

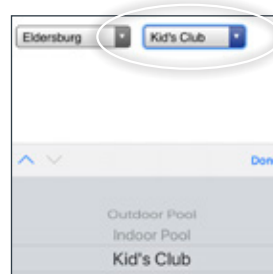


Step 2: Click on the top left circle image

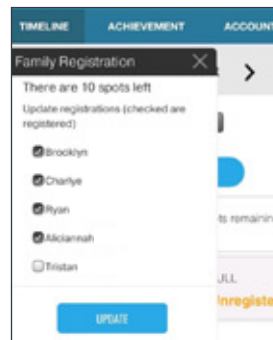


Step 3: Select the location you want to register for.

(Registration for the day opens at 6:00am.)



Step 4: Select the activity you want to register for.



Step 5: Make sure to check the square box next to your child's name to reserve their spot. To learn how to reserve a spot, click [here](#).

Step 6: When you arrive at the club, check-in at the Welcome Desk. If you are bringing your child to the Kids Club, please check them in to the Kids' Club desk as well.

You can also use merritt.motionvibe.com to sign up